





# nine patch

classic block pattern



12 1/2" unfinished block



6 1/2" unfinished block

## 6 1/2" Nine Patch Block:

Fabric A: cut (4) 2 1/2" squares

Fabric B: cut (4) 2 1/2" squares

Fabric C: cut (1) 2 1/2" squares

## 12 1/2" Nine Patch Block:

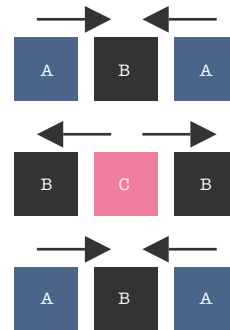
Fabric A: cut (4) 4 1/2" squares

Fabric B: cut (4) 4 1/2" squares

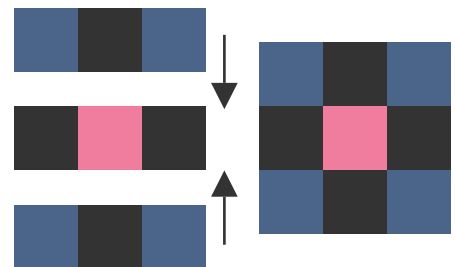
Fabric C: cut (1) 4 1/2" squares

## Block Assembly:

Using a 1/4" seam allowance, sew the rows together. Press seams toward the (B) blocks in each row.



Using a 1/4" seam allowance, sew the rows to each other. Press seams toward the middle row.



## Did you know?

The nine patch quilt block has been around since the beginning of the 19th century. This beginner friendly block made of 9 equal sized squares has endless variations.